

Nanotechnology Updates for the Biosafety Lab

Michele Shepard, PhD, CIH

8th Annual Biosafety Symposium
Northeast Biological Safety Association
October 2, 2015



Occupational Health, Safety &
Environmental Consultants

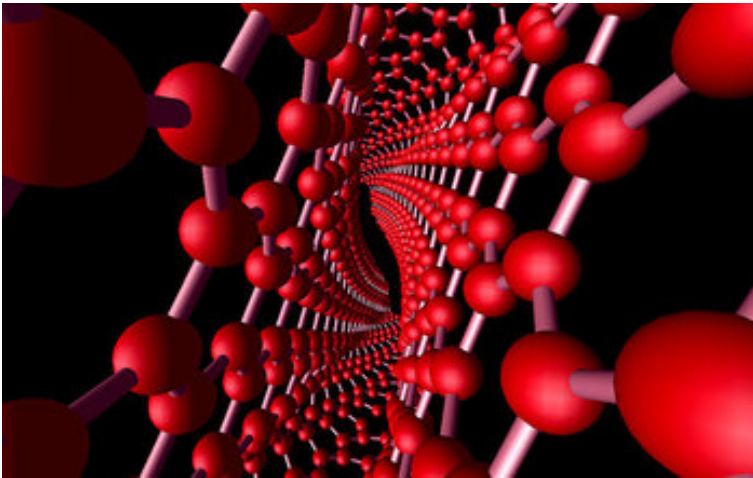
Outline

- Nanotechnology
 - Overview
 - Emerging nanotechnologies and next generation products
 - Workplace and Biosafety impact
- Current practices and updates in nano risk assessment and management
- Initiatives and resources

Nanoscale Sciences and Technologies

Manipulation at the atomic or molecular level for novel properties.

- Engineered nanomaterials (ENMs)
- Nano-objects and their agglomerates and aggregates (NOAA)



ENM high-volume examples:

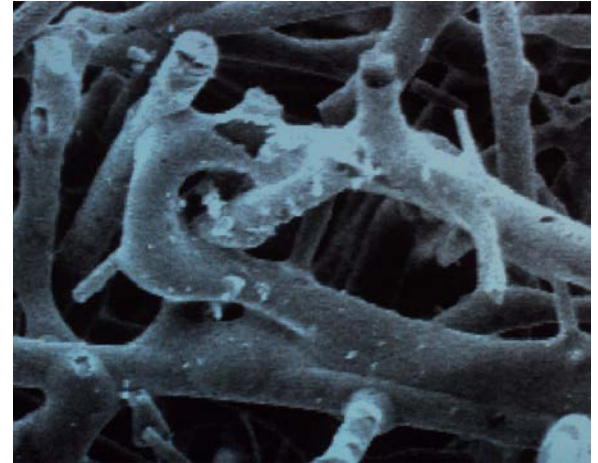
- Carbon nanotubes (CNTs), nanofibers (CNFs), graphene
- Titanium dioxide
- Silver

Image credit: Vin Crespi, Pennsylvania State Physics. Creative Commons license.

http://www.nsf.gov/news/news_images.jsp?cntn_id=130586&org=NSF

Nanotechnology and Advanced Materials

- Next Generation
 - Ex: Aerogels, superomniphobic, auxetic, smart materials
- Functional
 - Ex: Biomaterials, NEMs
- Self-Assembly
 - Ex: Self-healing materials, controlled self-assembly such as 3D printers to create sequences for DNA, RNA, or proteins

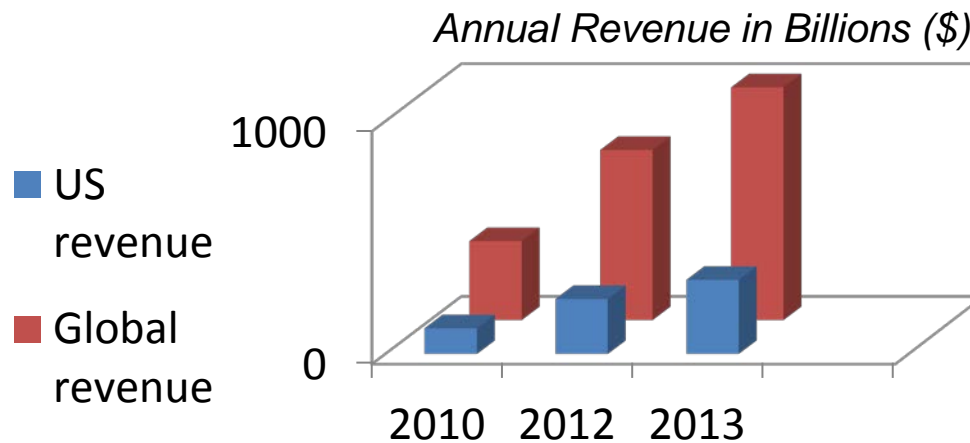


Zappa, Policy Horizons Canada. 13 Emerging Nanotechnologies And Materials That Will Change The World. May 2014. <http://www.businessinsider.com/13-emerging-nanotechnologies-and-next-generation-materials-2014-4>

Image: Aerogel. NASA http://www.nasa.gov/centers/ames/images/content/140926main_ACD97-0042-16.jpg

Nanotechnology Growth

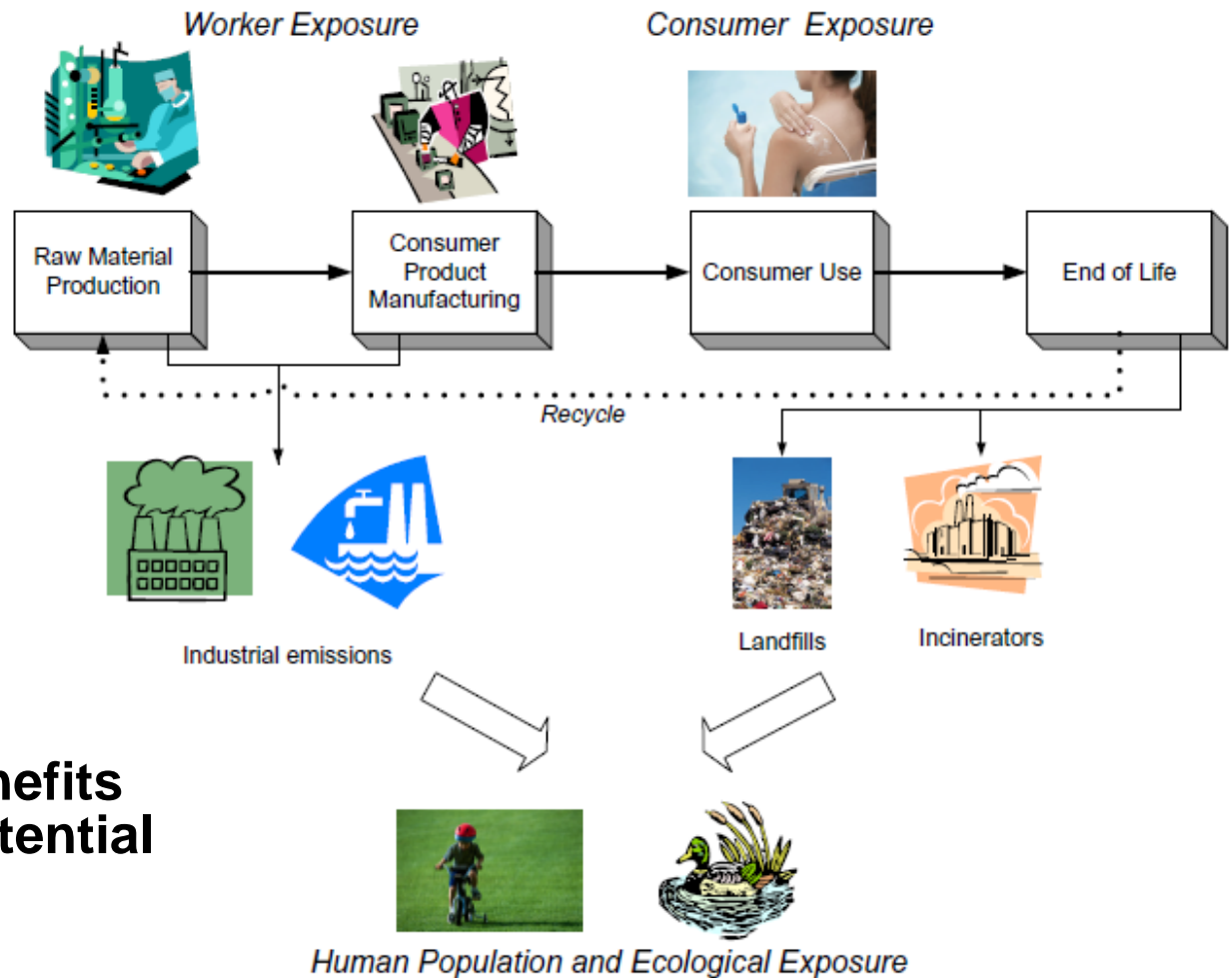
- Funding for emerging nanotechnology grew 40-45% per year from 2010-2013.
- Worldwide revenue from ENMs, nano-intermediates, and nano-enabled products continues to grow and is predicted to reach \$4.4 trillion by 2018.



Financial data from Lux Research report excerpt (February 2014) based on NSF and NNCO-funded study. https://portal.luxresearchinc.com/research/report_excerpt/16215

Nanomaterial Lifecycle

Lifecycle perspective
in risk assessment for
a nano-enabled
consumer product



**How to maximize
nanotechnology benefits
while minimizing potential
adverse impact?**

Fig: US EPA 100/B-07/001, Figure 16, 2007

Nanotechnology Risk Assessment and Management

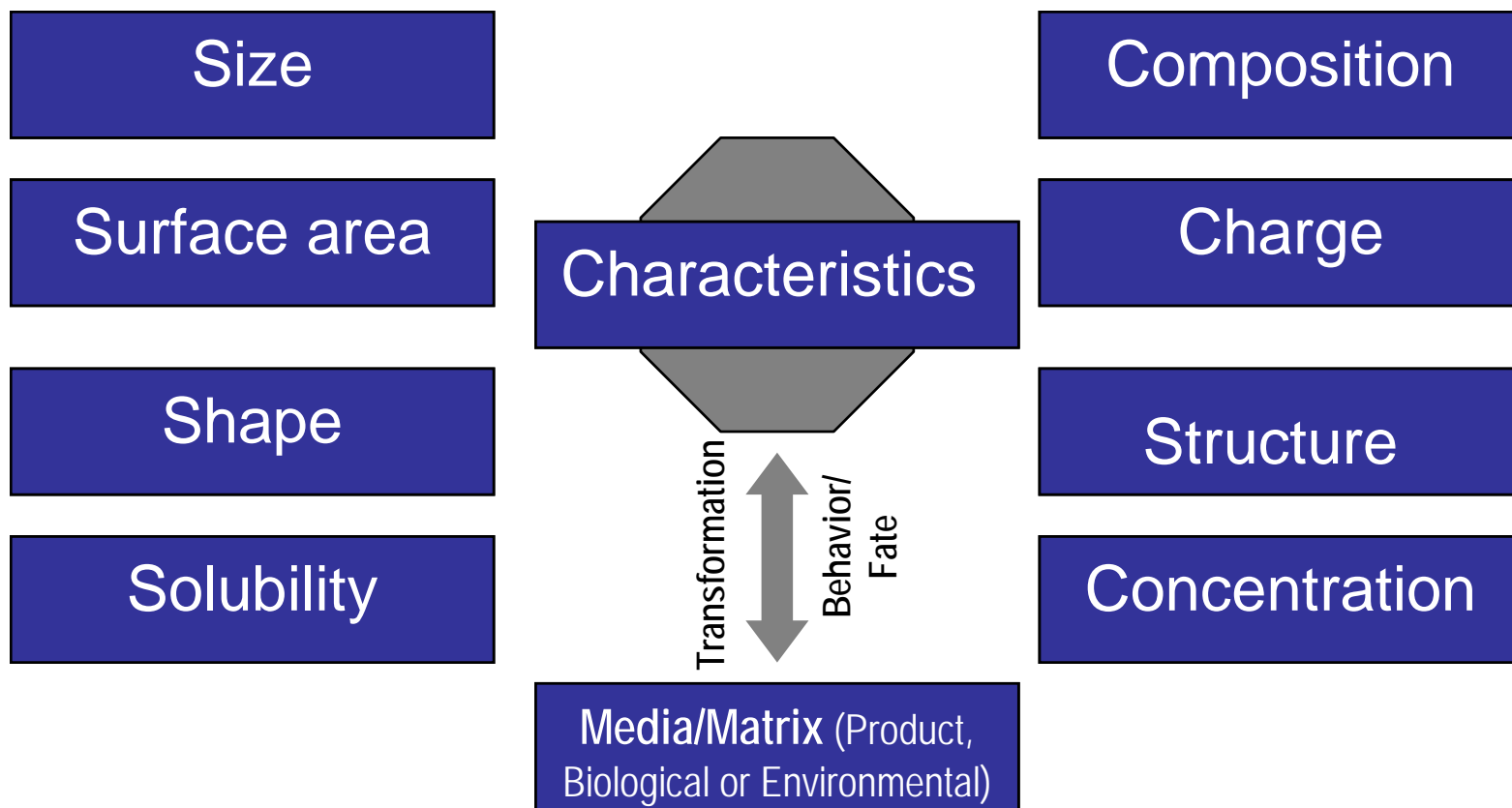
Challenges

- Gaps in toxicity and exposure data; uncertainty re: metrics
- Numerous materials, properties, applications, and potential transformations throughout the lifecycle
- Limitations or lack of validated methods for detection and measurement
- Little standardization in data analysis and reporting

Current/Future Directions

- Screening and categorical approaches
- Coordinated research efforts by materials scientists, toxicologists, IHS
- Prevention through Design
- Control/risk banding models
- Precautionary approach – As low as reasonably practicable
- Government-industry-academic partnerships

Physicochemical properties and characteristics of ENMs



ENMs in the Workplace

- Estimated 6 million workers in nanotechnology fields by 2020 including 2 million in the US (Roco et al. 2010)
- Workers have the potential for exposure to materials with novel sizes, configurations and physical chemical properties
- Existing mass-based occupational exposure limits (OELs) for parent/bulk materials may not be sufficiently protective

Convergence and advanced materials
Biotechnology Nanotechnology
Biosafety Levels Nanomaterial Risk Levels

Nanotechnology and Biosafety

- Nanomedicine
 - Drug delivery
 - Nanodevices
 - Biosensors
 - Bioimaging
- Other nanobioscience applications
 - 3D printing for DNA, RNA, proteins
 - Nano-enabled products
- *In vivo* and *in vitro* toxicity testing of ENMs used in diverse industries

Workplace Risk Assessment and Management

After identification of hazards from ENMs or nano-enabled products:



Evaluate data on physiochemical properties and toxicity. Consider solubility, size, shape, form, charge, surface chemistry, composition, crystallinity, etc.

Use the most practical method to evaluate data on exposure conditions (e.g., process, physical state, amount, task frequency, duration, etc.). Document approach/results.

Follow screening methods, banding models, and other recommended approaches. Consider uncertainty.

Apply the hierarchy of controls. Communicate risks and periodically re-evaluate and improve where feasible.

Hazard Identification and Evaluation

- Hazard identification can be challenging due to lack of or insufficient reporting on labels and SDSs
- Hazard evaluation is increasingly relying on screening methods and categorical approaches

Approaches for practitioners:

- Hazard banding
 - Ex. BSI 2007 approach: 1. Fibrous; 2. CMAR; 3. Insoluble; and 4. Soluble
- Hazard categorization using control banding models
- Occupational exposure banding (OEB) - NIOSH research indicates further data and model testing/validation are necessary

Exposure Assessment and Control

- **Exposure modeling and sampling approaches** (Ex: NIOSH NEAT v2)
- Surveillance and biomonitoring
- **Control banding/risk banding**
- Prevention through design approaches
 - Safer engineered nanomaterials
- Traditional hierarchy of controls
 - Nanoparticles follow classical laws of aerosol physics

ENM Sampling Approaches

Vary from screening level to more comprehensive approaches. Metrics may include:

- Number
- Mass
- Size
- Surface area

***Typically use a combination of approaches – direct reading instruments and filter-based samples*



Limitations in Sampling Approaches

- Measurement
 - Validated methods lacking
 - Time-resolved devices non-specific
 - Electron microscopy methods resource-intensive
 - Differentiation from incidental ultrafine particles
- Interpretation
 - Metrics and correlation to biological activity
 - Comparative values limited
 - Consensus lacking on size ranges to include and data analysis methods

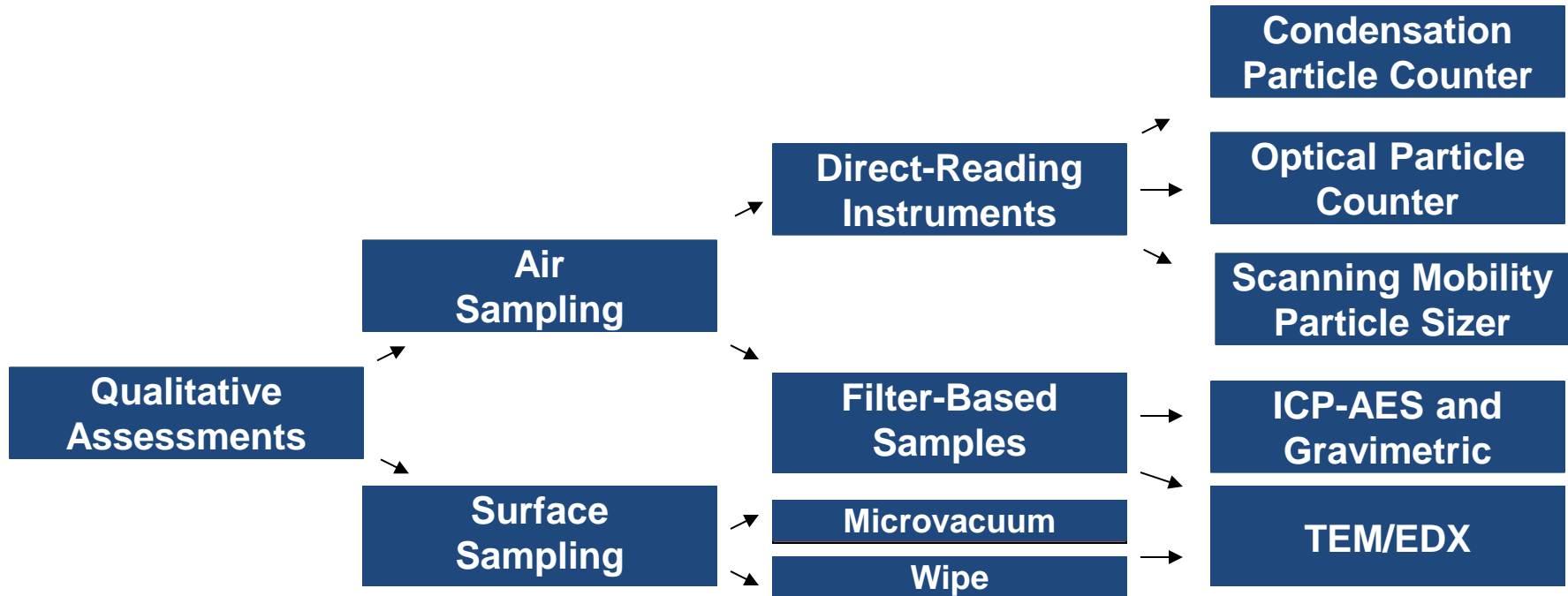
Reference Values: Mass

- 1 $\mu\text{g}/\text{m}^3$ elemental carbon 8-hr TWA for CNTs/CNFs (NIOSH, 2013)
- 0.3 mg/m^3 10-hr TWA for nanoscale titanium dioxide (NIOSH, 2011)
- 0.3 mg/m^3 TWA as an upper bound categorical guideline adjusted for other poorly soluble low toxicity (PSLT) nanoparticles (Schulte et al., 2010; NIOSH, 2011)
- 0.06 x Bulk OEL for insoluble, non-fibrous ENMs (BSI, 2007)
- Nanosilver – NIOSH Roundtable on OELs at AIHce 2016

Reference Values: Number

- Benchmark levels above background exposures for biopersistent particles 1-100 nm (IFA, 2009, 2011)
 - 20,000 p/cc for granular ENMs with density $> 6,000 \text{ kg/m}^3$
 - 40,000 p/cc for granular ENMs with density $< 6,000 \text{ kg/m}^3$
 - 10,000 f/m³ for CNTs as a provisional fiber concentration
 - 20,000 p/cc above background (BSI, 2007)
 - Literature:
 - Relative difference: $\text{Task/Background} > 1$
 - Absolute difference: $\text{Task} - \text{Background} > 0$
 - Confidence intervals
 - Statistically significant difference between task and background
- *Differences in metric being compared (max, median, GM, AM)*


Exposure Assessment: Example Sampling Framework



ICP-AES: inductively coupled plasma - atomic emission spectroscopy.

TEM/EDX: transmission electron microscopy/energy dispersive x-ray spectroscopy.

NOAA in Surface Vacuum Samples



A. Microvacuum sample collected on handle/control panel of HEPA vacuum used in bulk slurry delivery area the subfab (MCE filter), by TEM/EDX. 40,000x. ©CNSE; images by iATL. 79.2 x 80.6 nm. EDX: Si (90 wt-%) CaCr.

B. Microvacuum sample collected on access cover to WWT tank, acidic slurry system (PC filter), by TEM/EDX. 40,000x. ©CNSE ; images by iATL. 77.7x74.9 nm; 89.5x87.1 nm. EDX: SiAl (90 wt-%) CaCrFe.

Risk Management and Control of Workplace ENM Exposures

Examples of exposure factors to consider include:

Factors Influencing Control Selection

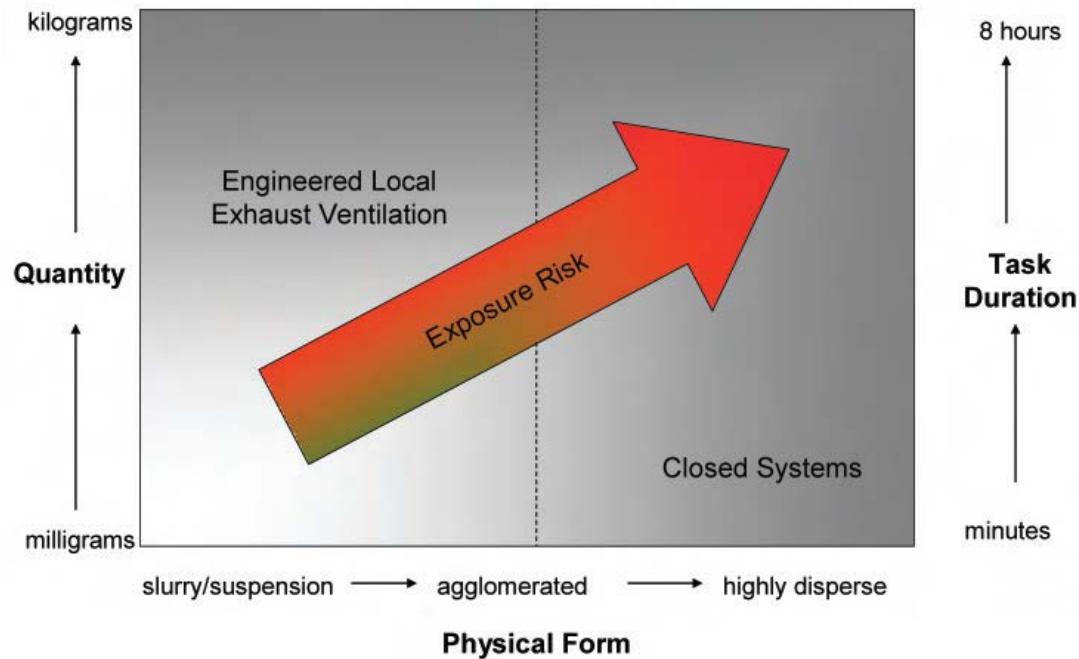


Figure: NIOSH 2009-125, Figure 8-3, March 2009.

Control Banding (CB) Framework

Risk assessment and management approach used where toxicological and/or exposure data are limited.

Uses categories (bands) to describe:

- Hazard (severity)
- Exposure (probability)

Recommends a set of controls:

- Limited number of approaches
- Applies existing knowledge

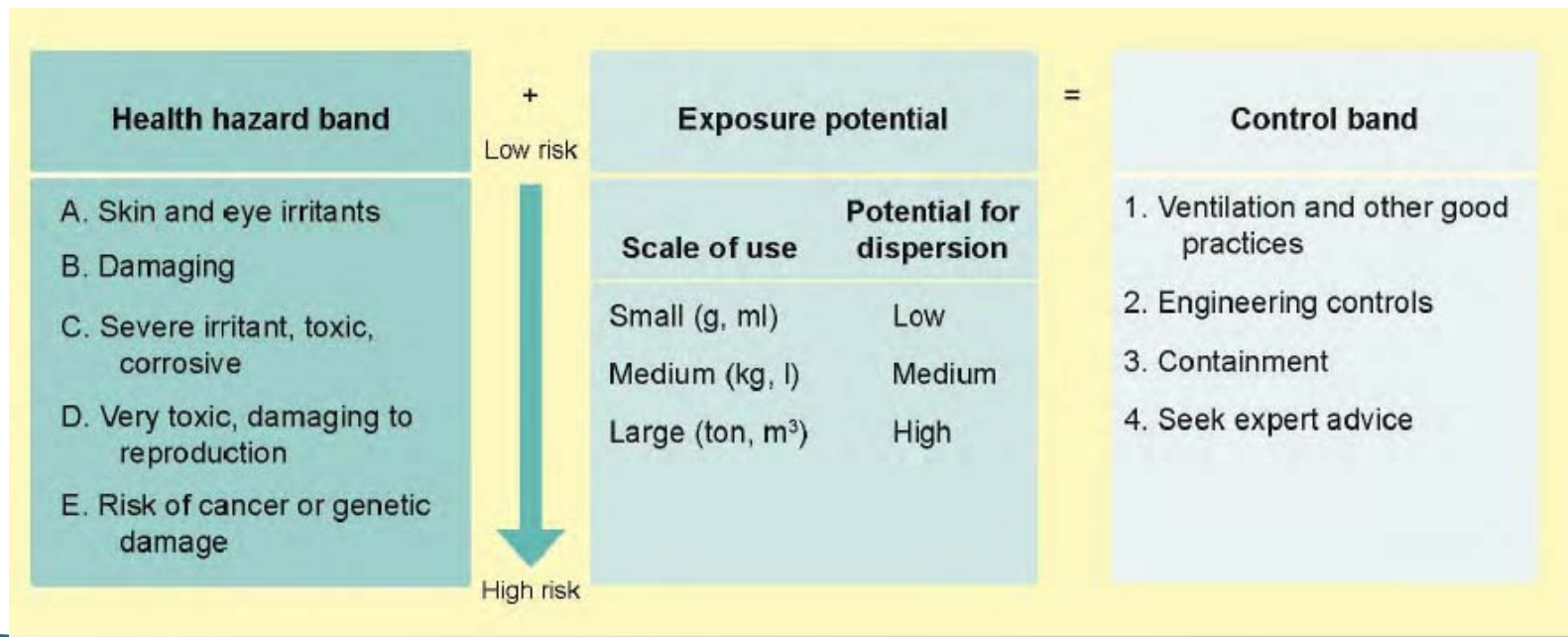


Figure: COSHH Essentials (UK).

ENM Control/Risk Banding Approaches

- Precautionary Matrix (SUI)
<http://www.bag.admin.ch/nanotechnologie/12171/12174/index.html?lang=en>
- CB Nanotool (US DOE/LLNL)
<http://controlbanding.net/>
- ANSES CB tool (FR)
<https://www.anses.fr/en/content/tool-control-banding-risks-associated-nanomaterials>
- ISO 12901-2
- Stoffenmanger Nano (NL)
<https://nano.stoffenmanager.nl/>
- GoodNanoGuide (US)
<https://nanohub.org/groups/gng/matrix>
- Genaidy et al., 2009 for CNF production
- Others

Considerations in Model Selection or Development

- Type of model and output (CB or risk levels)
- Scope/application
- Source domains
- Number of bands
- Parameters
- Classification criteria
- Uncertainty

Model Characteristics

Characteristic	ANSES [1]	CB Nanotool [2]	ISO 12901-2 [1]	Precautionary Matrix [2]
Hazard bands	1 to 5	1 to 4	1 to 5	1 to 9
Hazard classification	Hazard class, properties	Toxicity, properties	Hazard class, toxicity, properties	Solubility, reactivity, toxicity
Exposure bands	1 to 4	1 to 4	1 to 4	1 to 9
Exposure classification	Physical state, process	Amount, dustiness, other conditions	Amount, emission potential	Amount, frequency, form
Control bands or risk levels	5 bands	4 bands	5 bands or 3 risk levels	2 risk levels
Uncertainty/Unknowns	Set to max. band	Assigned 75% of max. points	Considered (+1 band from bulk or analogous)	Assigned max. points

Criteria: [1] – Binary; [2] – Scoring

Model Parameters

	ANSES	CB Nanotool	ISO 12901-2	Precautionary Matrix	
Material Characteristic:					
Size	0	+	0	0	
Shape/fibrous	+	+	+	+	
Solubility	+	+	+	+	
Reactivity	+	+	0	+	
Toxicity	-	+	+	+	
Exposure Characteristic:					
Duration of exposure	-	+	-	-	
Frequency of exposure	-	+	-	+	
No. exposed	-	+	-	-	
Amount	-	+	+	+	
Physical form	+	0	+	+	
Type of process or dustiness	+	+	+	+	
					Key: + present - not present 0 partially addressed

CB Nanotool: Parameters & Weighting

Severity:

Nanomaterial: 70% of Severity score

Surface Chemistry (10 pts)

Particle Shape (10 pts)

Particle Diameter (10 pts)

Solubility (10 pts)

Carcinogenicity (6 pts)

Reproductive Toxicity (6 pts)

Mutagenicity(6 pts)

Dermal Toxicity (6 pts)

Asthmagen (6 pts)

Parent Material: 30% of Severity score

Occupational Exposure Limit (10 pts)

Carcinogenicity (4 pts)

Reproductive Toxicity (4 pts)

Mutagenicity (4 pts)

Dermal Toxicity (4 pts)

Asthmagen (4 pts)

Probability:

Estimated amount (25 pts)

Dustiness/mistiness (30 pts)

Number of workers (15 pts)

Frequency of operation (15 pts)

Duration of operation (15 pts)

*indicates maximum points

<http://controlbanding.net/>

CB Nanotool: Risk Matrix

<http://controlbanding.net/>

Probability

Severity

	Extremely Unlikely (0-25)	Less Likely (26-50)	Likely (51-75)	Probable (76-100)
Very High (76-100)	RL 3	RL 3	RL 4	RL 4
High (51-75)	RL 2	RL 2	RL 3	RL 4
Medium (26-50)	RL 1	RL 1	RL 2	RL 3
Low (0-25)	RL 1	RL 1	RL 1	RL 2

RL 1: General Ventilation

RL 2: Fume hoods or local exhaust ventilation

RL 3: Containment

RL 4: Seek specialist advice

Example: Risk framework for the CB Nanotool control banding model (Paik et al. 2008, Zalk et al. 2009).

ISO 12901-2 Exposure Banding

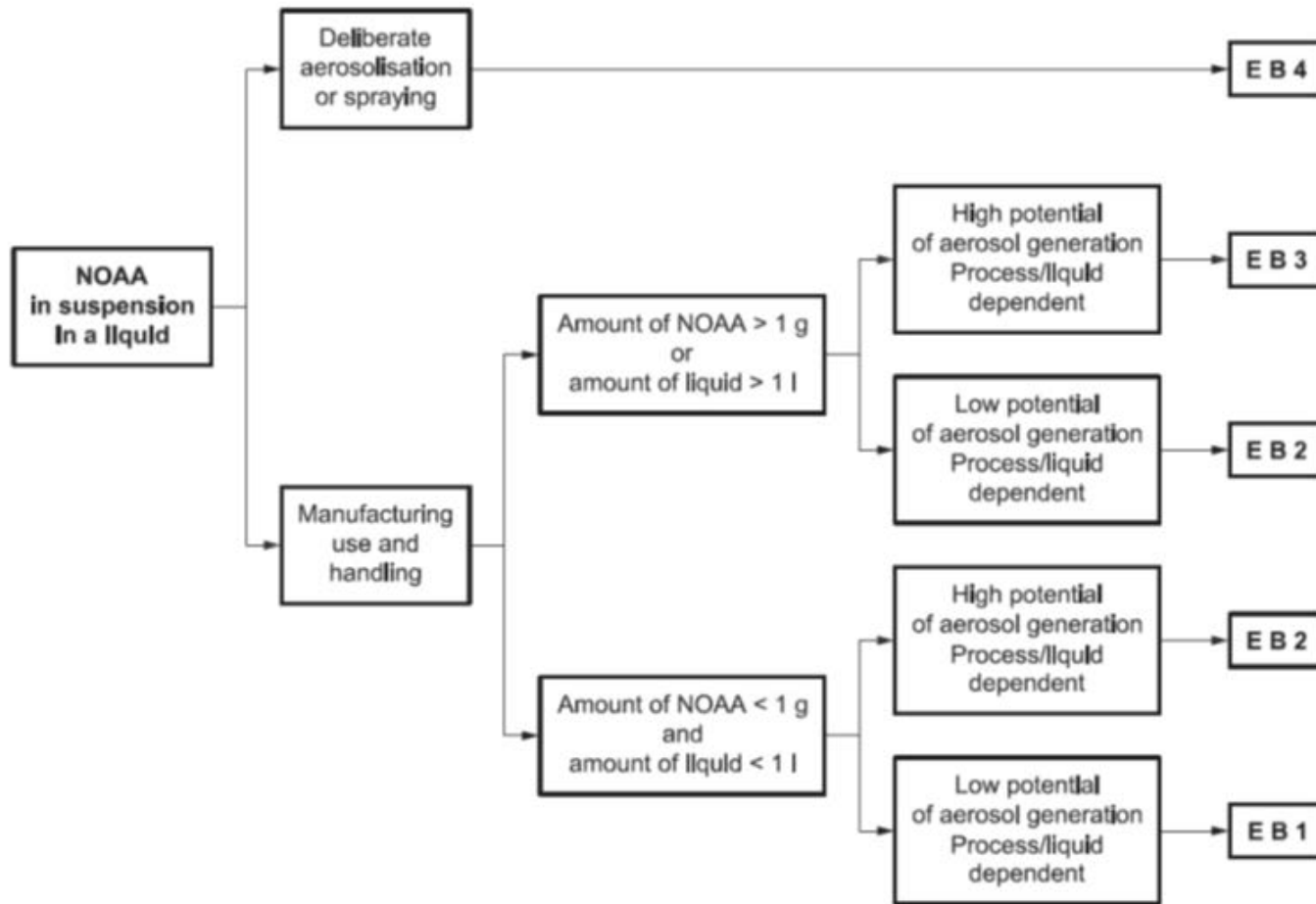


Figure 5 — Exposure banding process: NOAA in suspension in a liquid



[Home](#)

[Sponsors](#)

[How to Help](#)

[Protocols](#)

[About Us](#)

[Resources](#)



Nanomaterial Occupational Risk Management Matrix

This section provides a conceptual framework for occupational risk management designed to control and minimize exposures to engineered nanomaterials in the presence of uncertainty. Each organization should have a [management structure](#) to assess and minimize risk.

Below is the GoodNanoGuide OHS matrix in which the potential handling hazards of nanomaterials are rows labeled by the leftmost column, and the various physical forms of the nanoparticles are in four vertical columns (if you would like to approach this topic in a narrative style, please refer to the [OHS Reference Manual](#)).

First Step: Identify

Nanoparticles in:	Dry Powder	Liquid Dispersion	Solid Polymer Matrix	Nonpolymer Matrix
	Potential Hazard	Potential Hazard	Potential Hazard	Potential Hazard

[Training Resources](#)

[Nomenclature & Glossary](#)

[OHS Reference Manual](#)

Good NanoGuide

Dry Powder Weighing-Measuring Controls

Operations Weighing and Measuring dry powders when there is the potential for aerosolization and release of nanomaterials into the workplace atmosphere.

Controls

- Ventilated Laboratory Hood or local exhaust enclosure with HEPA* exhaust filtration
- If an exhausted enclosure is not available, PPE should be used to minimize potential for respiratory, dermal and eye exposure
- Latex or nitrile clean room gloves
- Wet cleaning of laboratory hood surfaces or local exhaust enclosure following conclusion of handling operations
- The filtered air must not be recirculated into the workplace.

Second and Third Steps: Risk Assessment and Management

Material Unpacking	Exposure Potential	Exposure Potential	Exposure Potential	Exposure Potential
	Controls	Controls	Controls	Controls
Synthesis	Exposure Potential	Exposure Potential		
	Controls	Controls		
Weighing and Measuring	Exposure Potential	Exposure Potential	Exposure Potential	Exposure Potential
	Controls	Controls	Controls	Controls
Dispersing	Exposure Potential	Exposure Potential		
	Controls	Controls		
Mixing	Exposure Potential	Exposure Potential		
	Controls	Controls		
Spraying	Exposure Potential	Exposure Potential	Exposure Potential	Exposure Potential
	Controls	Controls	Controls	Controls
Machining	Exposure Potential	Exposure Potential	Exposure Potential	Exposure Potential
	Controls	Controls	Controls	Controls
Packing	Exposure Potential	Exposure Potential	Exposure Potential	Exposure Potential
	Controls	Controls	Controls	Controls
Process Equipment Cleaning	Exposure Potential	Exposure Potential	Exposure Potential	Exposure Potential
	Controls	Controls	Controls	Controls
Workspace Cleaning	Exposure Potential	Exposure Potential	Exposure Potential	Exposure Potential
	Controls	Controls	Controls	Controls

Key Initiatives and Organizations

- National Nanotechnology Initiative (NNI) www.nano.gov
- NIOSH
 - Nanotoxicology
 - Nanotechnology Field Research Team
- ISO Technical Committee on Nanotechnologies (TC 229)
 - WG 2 Measurement and Characterization
 - WG 3 Health, Safety and Environmental Aspects
- OECD Working Party on Manufactured Nanomaterials
 - Database on human health and environmental safety research
 - Harmonized test guidelines for nanotoxicology
 - Safety testing for representative ENMs

ISO TC 229 WG 3

Related to occupational health and safety:

- ISO/TR 12885:2008 - *Nanotechnologies - Health and safety practices in occupational settings relevant to nanotechnologies*
 - Under consideration for revision - led by the US (Vladimir Murashov, NIOSH)
- ISO/TS 12901-1:2012 - *Nanotechnologies - Occupational risk management applied to engineered nanomaterials Part 1: Principles and approaches*
- ISO/TS 12901-2:2014 - *Nanotechnologies - Occupational risk management applied to engineered nanomaterials - Part 2: Use of the control banding approach*
- ISO/DTR 18637 - General framework for the development of occupational exposure limits for nano-objects and their aggregates and agglomerates – under development, led by the US (Vladimir Murashov, NIOSH)
- Potential for future work items:
 - exposure measurement techniques for specific nanomaterials
 - engineering controls for specific nanomaterials and manufacturing processes

Potential future work items from Heather Benko, ANSI, via email August 18, 2015



AIHA Nanotechnology Working Group (NTWG)

2015-2016 Leadership Team

Chair – Michele Shepard

Vice Chair – Paul Webb


Secretary – John Baker

Secretary-Elect – Amanda Archer

AIHA Liaison – Thursa L. Pecoraro,

tla@aiha.org

Visit our webpage under Volunteer Groups @AIHA:
www.aiha.org/insideaiha/volunteergroups/Pages/NTWG.aspx



Nanotechnology Health & Safety Resources

- Brouwer, DH. (2012) Control Banding Approaches for Nanomaterials. *Ann Occup Hyg* 56(5):506-514
- Dimitri, J., Rickabaugh, K., Webb, P., Shepard, M. *Industrial Hygiene Practices for Assessing Nanomaterials Exposures* (Nov 2013), The Synergist, AIHA, pp24-27
- Dimitri, J., Shepard, M., Webb, P., Baker, J. *Nanomaterials: The Next Wave* (February 2015), The Synergist, AIHA, pp28-31
- *Good NanoGuide* www.goodnanoguide.org
- Kuhlbusch et al. (2011) Nanoparticle exposure at nanotechnology workplaces: A review. *Particle and Fibre Toxicology* 8(22)
- NIOSH Nanotechnology – Publications, blog, other resources
<http://www.cdc.gov/niosh/topics/nanotech/>
- Working Safely with Nanomaterials in Research and Development (2012). UK Nanosafety Partnership Group.
<http://www.safenano.org/media/64896/Working%20Safely%20with%20Nanomaterials%20-%20Release%201%200%20-%20Aug2012.pdf>
- West, G., Lippy, B., Marsick, D., Cooper, M. *Unknown Risks: Nanomaterials in Construction* (Oct 2014), The Synergist, AIHA, pp22-23
- *Join the AIHA Nanotechnology Working Group*

Questions and Comments

Michele Shepard

shepard@colden.com

518.490.2261 (office)

518.533.8608 (cell)

Thank you for your attention!



Occupational Health, Safety &
Environmental Consultants

Acknowledgements

Funding for previously developed presentation material:

- US EPA STAR Fellowship (2011-2014)
- SEMATECH/SUNY Poly CNSE NanoHealth & Safety Center for laboratory analysis of air and surface samples to produce TEM images used in this presentation



EPA STAR Fellowship. *This presentation was partially developed under STAR Fellowship Assistance Agreement no. FP-91730701 awarded by the U.S. Environmental Protection Agency (EPA). It has not been formally reviewed by the EPA. The views expressed in this presentation are my own, and the EPA does not endorse any products or commercial services mentioned in this presentation.*

References

1. Brouwer, DH. (2012) Control Banding Approaches for Nanomaterials. *Ann Occup Hyg* 56(5):506-514.
2. BSI (British Standards). (2007) Nanotechnologies - Part 2: A guide to safe handling and disposal of manufactured nanoparticles. BSI PD 6699-2:2007. ISBN 978-0-580-60832-2.
3. Höck J, Epprecht T, Furrer E et al. (2013) Guidelines on the Precautionary Matrix for Synthetic Nanomaterials. Federal Office of Public Health and Federal Office for the Environment; Berne, Switzerland. Version 3.0, 16 September 2013.
<http://www.bag.admin.ch/nanotechnologie/12171/12174/index.html?lang=en>
4. ISO/TS 12901-2:2014, Nanotechnologies – Occupational risk management applied to engineered nanomaterials – Part 2: Use of the control banding approach.
5. Kuhlbusch et al. (2011) Nanoparticle exposure at nanotechnology workplaces: A review. *Particle and Fibre Toxicology* 8(22).
6. National Institute for Occupational Safety and Health, Education and Information Division; American Industrial Hygiene Association, Risk Assessment, Committee. *Qualitative Risk Characterization and Management of Occupational Hazards: Control Banding (CB)—Literature Review and Critical Analysis*; National Institute for Occupational Health and Safety: Cincinnati, OH, USA, 2009.
7. Ostiguy, C.; Riediker, M.; Triolet, J.; Troisfontaines, P.; Vernez, D. (2010). *Development of a Specific Control Banding Tool for Nanomaterials*. French Agency for Food, Environmental and Occupational Health and Safety. Maisons-Alfort, France.
8. Paik SY, Zalk DM, Swuste P. (2008) Application of a pilot control banding tool for risk level assessment and control of nanoparticle exposures. *Ann Occup Hyg* 52: 419–28.
9. Riediker M, Ostiguy C, Triolet J et al. Development of a Control Banding Tool for Nanomaterials. *Journal of Nanomaterials*, vol 2012, Article ID 879671, 8 pages. doi:10.1155/2012/879671 <http://www.hindawi.com/journals/jnm/2012/879671/>
10. Schneider T, Brouwer DH, Koponen K et al. (2011) Conceptual model for assessment of inhalation exposure to manufactured nanoparticles. *J Expos Sci Environ Epidemiol* 21: 450–63.
11. Shepard MN, Brenner S. (2014) An occupational exposure assessment for engineered nanoparticles used in semiconductor fabrication. *Ann Occup Hyg* 58(2):251-265.
12. Van Duuren-Stuurman, B.; Vink, S.R.; Verbist, K.J.; Heussen, H.G.; Brouwer, D.H.; Kroese, D.E.; van Niftrik, M.F.; Tielemans, E.; Fransman, W. (2012) Stoffenmanager Nano version 1.0: A web-based tool for risk prioritization of airborne manufactured nano objects. *Ann Occup Hyg* 56:525–41.
13. Zalk DM, Paik SY, Swuste P. (2009) Evaluating the control banding nanotool: a qualitative risk assessment method for controlling nanoparticle exposures. *J Nanopart Res* 11:1685–704.